

# TILE PROFILE

Aesthetic Roofing with Wider Coverage

## Benefits:

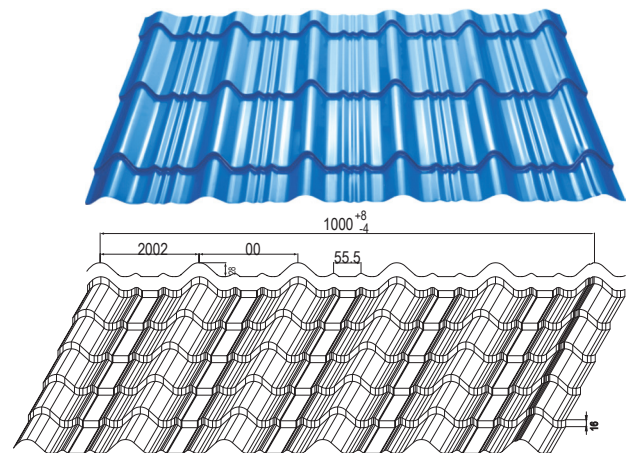
Aesthetically Pleasing | Lightweight and Easy to install | Corrosion Resistant

The wider and durable steel tile profile provides an aesthetically pleasing appearance to the roof. The steel tile profile is a nominal 1000 mm wide coverage profile with nominal 28 mm rib height of nominal 200 mm centre-to-centre pitch length. The profile step length is 200 mm with height of 16 mm, having interlock arrangement to make it leak proof.

The profile is easy and quick to install, handle and transport. It is ideal for commercial and residential applications.

## Technical Details:

The feed material is manufactured out of nominal 0.45 mm Base Metal Thickness (BMT), with min. 300 MPa yield strength steel. Metallic hot dip coating of Aluminium-Zinc alloy (55% Aluminium, 45% Zinc) as per AS 1397 - Bare AZ150 (Min. 150 gms/sq.mt total on both sides) with Super Durable Polyester/ approved equivalent quality paint coat as per AS/NZS 2728 type 3-4. The paint has a total coating thickness of 35 µm, comprising of 20 µm exterior coat on top surface and 5 µm reverse coat on back surface over 5 µm primer coat on both surfaces of the approved colour.



## Material Specification:

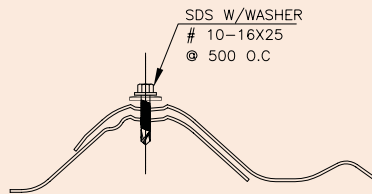
Base Metal Thickness (BMT)	0.45 mm
Overall Profile Width	1090 mm
Effective Cover Width	1000 mm
Minimum Roof Slope	15 degrees
Rib Height	28 mm
Maximum Span	800 mm*
Total Paint Coating Thickness	35 micron
Metallic Coating	Total 150 g/m2 on both side
Grade	G300 MPa
Weight	4.9 kg/m2
Pitch /Steps	200 mm with 16 mm step depth

• Contact LYSAGHT® technical team for more information  
• Non-standard sizes and colours are also available on special request.

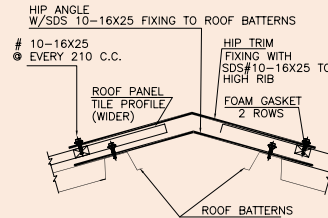
## TILE PROFILE

### Fixing Details:

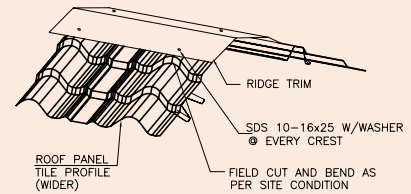
The tile profile is fixed using 5 fasteners. The screws are hidden under the lap to effectively secure the tile to the steel support. With no exposed fasteners, the clean straight lines of the roof provide an aesthetic look.



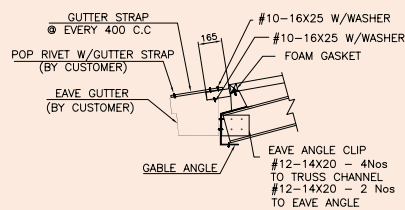
SIDE LAP DETAILS



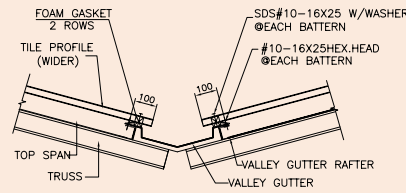
HIP PLATE & HIP TRIM FIXING DETAILS



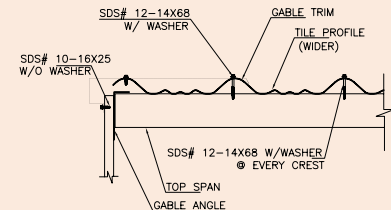
RIDGE DETAILS



EAVE CLOSING DETAILS



VALLEY DETAILS



GABLE TRIM FIXING DETAILS  
at EXTENSION SIDE (TYP)

### Applications



### Standard Colour Range



The above profile colours are only for illustrative purpose and actual colours may vary.



Email us at : [contact@tatabluescopesteel.com](mailto:contact@tatabluescopesteel.com)



Note:  
©2022 Tata BlueScope Steel Pvt. Ltd. All rights reserved. No part of this brochure may be reproduced or transmitted in any form or by any means, electronic or mechanical including photocopying, recording, or any information storage and retrieval system, without permission in writing from Tata BlueScope Steel Pvt. Ltd.. All brand names mentioned in this brochure are registered trademarks of BlueScope Steel Limited under license to Tata BlueScope Steel Pvt. Ltd.\*

Tata BlueScope Steel Pvt. Ltd. CIN: U45209PN2005PTC020270  
Regd. Office: The Metropolitan, 4th Floor, Final Plot No. 27,  
Survey No. 21, Wakdewadi, Shivaji Nagar, Pune - 411005. INDIA.  
Tel: +91 20 6621 8000  
Website: [www.tatabluescopesteel.com](http://www.tatabluescopesteel.com)