

# Enhance Beauty & Strength of Your Home with **DURASHINE®** Compatible Accessories

Made from world class metal and paint coating technology

Made with precision engineering to achieve perfect fit with DURASHINE® sheets




Roll Formed Ridge  
(Option 1)


Gutter

Crimp Eave


Gable Flashing



Plain Ridge  
(Option 2)



Crimp Ridge



Corner Flashing

# DURASHINE® Accessories

Accurate dimensions for best fitting with DURASHINE® sheets

**Roll Formed Ridge**  
(Option 1)

24"

**Plain Ridge**  
(Option 2)

16"

**Crimp Ridge**

**Gable Flashing**

**Corner Flashing**

**Crimp Eave**

**Gutter**

Available Standard Colours\*



Instructions for fasteners: Use carbon free washers with class 3 fasteners for installing DURASHINE® roofs and accessories



Maintenance Recommendation: Clean and maintain your roof regularly to remove dust and dirt.

Colour shades are for reference only and actual colour of the product may vary. Colour range and product range is subject to availability. The above product is subject to the guidelines available on [www.tatabluescopesteel.com](http://www.tatabluescopesteel.com) and this shall not be construed as warranty or guarantee of the product of any kind whatsoever.

Dealer Name and Address



Download the Tata BlueScope Steel App



Email: [durashine@tatabluescopesteel.com](mailto:durashine@tatabluescopesteel.com)  
Website: [www.tatabluescopesteel.com](http://www.tatabluescopesteel.com)

Follow us on Social Media